



Vision Screening FAQs

How teachers can answer parent questions


80% of learning happens visually. For most children, a child who struggles to see will often struggle to learn. If one of your students does not pass the vision screening, it is critical that they go to the eye doctor for a complete, dilated eye exam. Parents may feel confused, worried, or upset that their child did not pass, and they may have questions about the vision screening process or how to schedule an eye exam. Below are frequently asked questions from parents and how you can answer them.

Who is Prevent Blindness Wisconsin?

- Prevent Blindness Wisconsin is a nonprofit organization located in downtown Milwaukee. They are considered the leading authority in Wisconsin for vision screening and are held in high esteem by eye doctors statewide. Prevent Blindness Wisconsin provides comprehensive training and certification on proper vision screening protocol, set by the National Expert Panel at the National Center for Children’s Vision and Eye Health, to partners including school nurses, Lions/Lioness, and volunteer vision screeners.
- Prevent Blindness Wisconsin strives to help individuals state-wide have greater access to vision care and offers various vision health education and resources.
- To learn more about Prevent Blindness Wisconsin visit wisconsin.preventblindness.org.


What did my child do for the vision screening? What is the process?

- A vision screening is not an eye exam. A vision screening identifies children who are at risk for having a vision problem and alerts parents and caregivers that a complete, dilated eye exam is recommended.



Pre-K and Kindergarten:

- **Chart Screening:** Your child played a “Picture Game” in which they were asked to identify a series of 4 pictures (square, house, apple, circle) at a 5-foot distance. Each eye is screened individually. If a child is nonverbal, does not speak English, or is too shy to speak, they can match the pictures by pointing to the corresponding picture on a matching card.
- **Instrument-based screening:** Your child was vision screened with an instrument-based screening tool. These devices resemble a camera and take a picture of the eyes to measure for any possible vision problems. These tools are approved in Prevent Blindness Wisconsin vision screening protocol for children in 3K, 4K, or Kindergarten. If the instrument-based screening tool detected a possible problem, your child should go to the eye doctor for a complete, dilated eye exam.



1st grade and older:

- Your child stood at a 10-foot distance and identified letters on a chart. Each eye is screened individually. If it was suspected that your child was struggling with their letters, they may have been asked to identify shapes/pictures instead.

My child doesn't know their shapes/letters well. How do I know this screening result is accurate?

- A child does not need to know their shapes in order to have an accurate screening. Children can identify the pictures by pointing on a matching card if they are non-verbal, do not speak English, or are too shy to speak. As part of the vision screening certification course, screeners are taught to work with children that struggle with shapes or letters.

What's wrong with my child's eyes?

- Vision screenings identify children who are at risk for having a vision problem. They do not provide a diagnosis. The only way to know the status of your child's vision health is by taking them to an eye doctor for a dilated eye exam.

What should I do if my child did not pass the vision screening?

- You should schedule a dilated eye exam for your child.
- Refer to "How to Make an Eye Doctor Appointment" located at: <https://wisconsin.preventblindness.org/parent-resources>

If the child has private vision insurance:

- Contact your private health insurance member services to find an eye doctor in your network.

If the child has BadgerCare Plus:


- Children who are on BadgerCare Plus are covered for an annual eye exam and a pair of glasses if prescribed. Call the number on the back of your HMO card to find an eye doctor covered under your plan.
- If you do not know your HMO, contact the BadgerCare Plus recipient hotline at **1-(800) 362-3002**.

If they need help affording an eye exam, but do not have private vision insurance or BadgerCare Plus:

- There are vision care vouchers available for those who qualify.
 - Refer parents to the school nurse for a Children's Vision Care Voucher Application or visit <https://wisconsin.preventblindness.org/eye-care-voucher-applications>

I took my child to have an eye exam and they don't need glasses. Why?

- Thank you for taking your child for an eye exam and establishing a relationship with an eye doctor! Because children's eyes continue to change as they grow, school-aged children should have regular, dilated eye exams as prescribed by their eye doctor.



- A vision screening identifies children who are at risk for having a vision problem and alerts parents and caregivers that a complete, dilated eye exam is recommended. However, some false positives do occur and children who are referred from a vision screening may not require glasses after a complete eye exam from the eye doctor.

I still have questions. Who can I talk to?

- Feel free to contact Prevent Blindness Wisconsin at (414) 765-0505. Their staff will be happy to answer any questions you have.



wisconsin.preventblindness.org

731 North Jackson Street, Suite 405, Milwaukee, WI 53202 [✉ info@pbwi.org](mailto:info@pbwi.org) [✉ Office: 414-765-0505](tel:414-765-0505) [✉ Fax: 414-765-0377](tel:414-765-0377)